


No. 385 / TIP



Telecom Interface Protector Specifications

Lead Free

Time-Current Characteristic

Transient Tolerant (T)

Standard

UL 248-14
CSA C22.2 No. 248.14

Approvals

cULus Recognized

Features

- Surge proof for telecom applications
- Reduced PCB space requirements
- Highly defined cut-off times
- Irreversible physical separation
- Low internal resistance
- Flame resistant encapsulated casing

Packaging

000: Tape/Ammopack (1400 pcs.)

Materials

Base/Cap: Brown Thermoplastic
Polyamide PA 6.6, UL 94V0
Round Pins: Copper, Sn plated

Operating Temperature

-40 °C to +85 °C (consider de-rating)

Climatic Category

-40 °C/+85 °C/21 days
(EN 60068-1,-2-1,-2-2,-2-78)

Stock Conditions

+10 °C to +60 °C
relative humidity ≤ 75 % yearly average,
without dew, maximum value for 30 days-95 %

Vibration Resistance

24 cycles at 15 min. each (EN 60068-6)
10 - 60 Hz at 0.75 mm amplitude
60 - 2000 Hz at 10 g acceleration

Lead Pull Strength

10N (EN 60068-2-21)

Solderability

260 °C, ≤ 3 s (Wave)
350 °C, ≤ 3 s (Soldering iron)

Soldering Heat Resistance

260 °C, 10 s (IEC 60068-2-20)

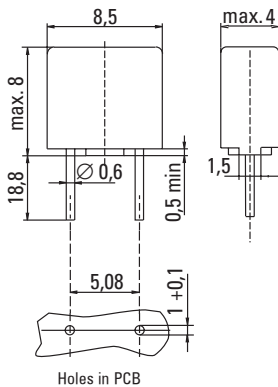
Marking

Ⓢ, TIP, T, Current Rating

Unit Weight

0.60 g (approx.)

Dimensions (mm)



Limits for Pre-arcing Time

Rated Current	1.0 x I _N	3.0 x I _N Ⓢ
350 mA ... 1.50 A	> 2 h	300 ms ... 5 s



Permissible continuous operating current is ≤ 70% at ambient temperature of 23°C (73.4°F).

Rated Current	Amp Code	Voltage Rating	Breaking Capacity	Cold Resistance 0.1 x I _N Ⓢ max. (mΩ)	Voltage Drop 1.0 x I _N Ⓢ max. (mV)	Power Dissipation 1.0 x I _N Ⓢ max. (mW)	Melting Integral 10 x I _N Ⓢ min. (A ² s)	Surge Amplitude (A) ¹			Approvals
								FCC	Bellcore	ITU	
350mA	0350	125V	50 A / 125 V AC 50-60 Hz cos φ = 1.0	540	250	90	0.6	32	19	36	•
500mA	0500	125V		320	220	110	1.2	48	26	61	•
800mA	0800	125V		160	170	130	2.7	80	42	67	•
1.00A	1100	125V		105	140	130	4.5	100	52	67	•
1.25A	1125	125V		75	125	140	6.7	128	65	67	•
1.50A	1150	125V		60	120	170	9.0	155	78	67	•

¹ FCC 47 Part 68: Minimum pulse load quantity is 2 pulses at a test generator output of 800V and 10x560µs waveform.
ITU-T K.20: Minimum pulse load quantity is 30 pulses at a test generator output of 1000V, 67A and 10x700µs waveform.
Bellcore GR-1089: Minimum pulse load quantity is 50 pulses at a test generator output of 1000V and 10x1000µs.

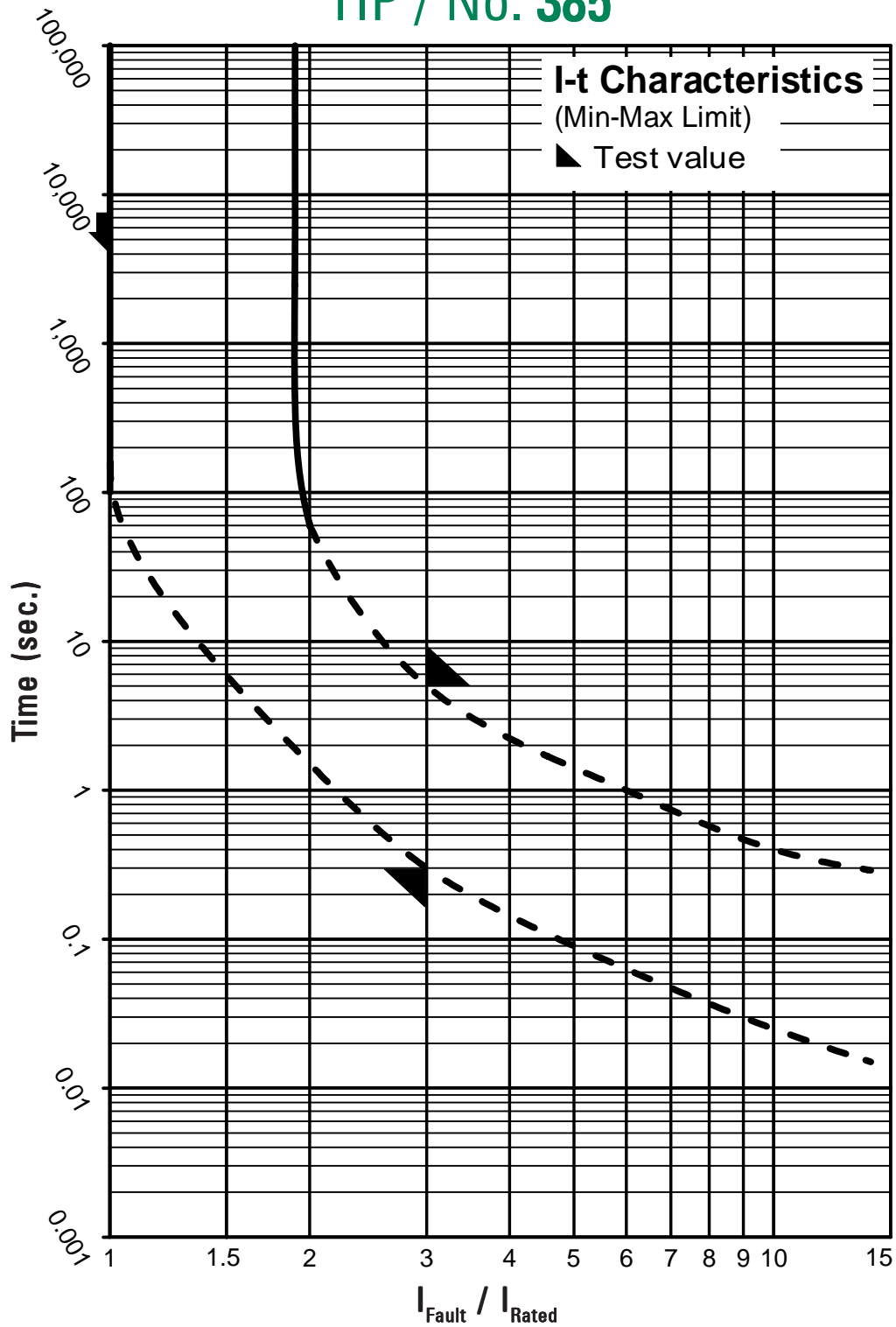
Note: 1.00 means the number one with two decimal places. 1,000 means the number one thousand.

Order Information

Qty.	Order-Number	Series	Amp Code	Packaging
		385		

Specifications are subject to change without notice

TIP / No. 385



Contact Littelfuse for individual I-t curves